




How to build a den

Building a den from fallen branches, twigs and leaves is great fun! Find a clearing in a forest and have a go.

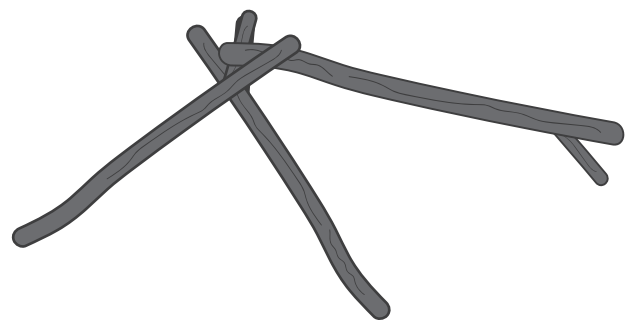
You will need...

- Two long, sturdy sticks with a Y shape at one end
- One very long stick (about the same height as you)
 - Lots of smaller sticks, as needed
- Moss and leaves to stuff gaps, as needed

1. Make the entrance to your den by taking the two long sticks with the Y-shapes at the ends and slotting them together to make an A shape.

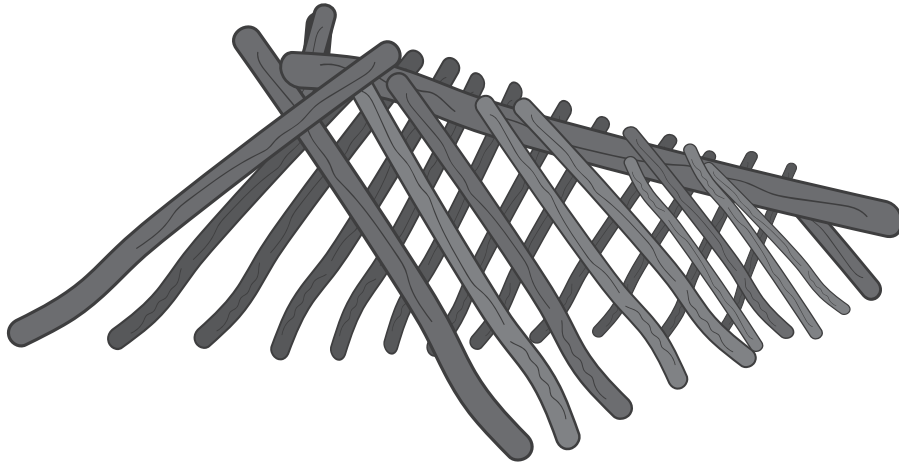


2. Next, prop the Y-shaped end of the long stick – or ridge pole – into the ground and rest the other end on the top of the entrance to your den.



It needs to be sturdy!

3. To make the walls, gather up lots of small branches. Place them close together along the length of the ridge pole.



4. Finally, weave in leaves or thinner, bendier branches. Add some moss too, to make your den super cosy!

